



### District Report Card: 2017


|                          |                          |
|--------------------------|--------------------------|
| <b>State:</b> Tamil Nadu | <b>District:</b> Karur   |
| <b>Class:</b> 3          | <b>Subject:</b> Language |
| <b>Schools:</b> 60       | <b>Students:</b> 900     |


### Participation/Coverage


#### Students

| <b>GENDER</b><br> | Boys   |       | Girls  |       |
|--|--------|-------|--------|-------|
|  | Number | %     | Number | %     |
|  | 457    | 50.78 | 443    | 49.22 |

| <b>AREA</b><br> | Rural  |       | Urban  |       |
|---|--------|-------|--------|-------|
|   | Number | %     | Number | %     |
|   | 703    | 78.11 | 197    | 21.89 |

| <b>CATEGORY</b><br> | SC     |       | ST     |      | OBC    |       | GEN    |       |
|--|--------|-------|--------|------|--------|-------|--------|-------|
|  | Number | %     | Number | %    | Number | %     | Number | %     |
|  | 226    | 25.11 | 7      | 0.78 | 504    | 56.00 | 163    | 18.11 |

| <b>CWSN</b><br> | LD | VI | HI | S&LD | ID | Oth |
|--|----|----|----|------|----|-----|
|  | 1  | 2  | 0  | 2    | 9  | 0   |

| <b>Management</b><br> | Government |       | Government-aided |       |
|--|------------|-------|------------------|-------|
|  | Number     | %     | Number           | %     |
|  | 675        | 75.00 | 225              | 25.00 |

### Average Performance of Students in Language (%)

| Overall | Gender |        | Area  |       | Management |       | Social Group |       |       |       |
|---------|--------|--------|-------|-------|------------|-------|--------------|-------|-------|-------|
|         | Male   | Female | Rural | Urban | Govt.      | Aided | SC           | ST    | OBC   | GEN   |
| 64.53   | 63.59  | 65.51  | 65.70 | 60.37 | 65.60      | 61.33 | 63.98        | 63.81 | 65.90 | 61.10 |

## Performance on Learning Outcomes (LOs)

| Learning Outcomes | Description   | Average Performance(%) |
|-------------------|---|------------------------|
| L304              | Reads small texts with comprehension i.e., identifies main ideas, details, sequence and draws conclusions | 65.74                  |
| L312              | Reads printed scripts on the classroom walls: poems, posters, charts etc.                                 | 62.11                  |

| Range of Performance of Students who Answered Correctly |      |           |       |           |       |           |       |
|---|------|-----------|-------|-----------|-------|-----------|-------|
| Below 30%   |      | 30% - 50% |       | 50% - 75% |       | Above 75% |       |
| Number  | %    | Number    | %     | Number    | %     | Number    | %     |
| 62  | 6.89 | 181       | 20.11 | 349       | 38.78 | 308       | 34.22 |

## Lowest Performing Learning Outcomes (LOs)

1 - Reads printed scripts on the classroom walls: poems, posters, charts etc. (62.11)

2 - Reads small texts with comprehension i.e., identifies main ideas, details, sequence and draws conclusions (65.74)